

Electric forklift

16/18/20B-9



A NEW BENCHMARK IN CUSTOMER SATISFACTION

Small battery forklift with robust AC technology

Hyundai is proud to introduce its new 9 Series of small 4-wheel battery forklifts. These high-performing counterbalance machines feature numerous upgrades and technologies to maximise productivity, efficiency, durability, comfort and safety, while making maintenance easier than ever before.


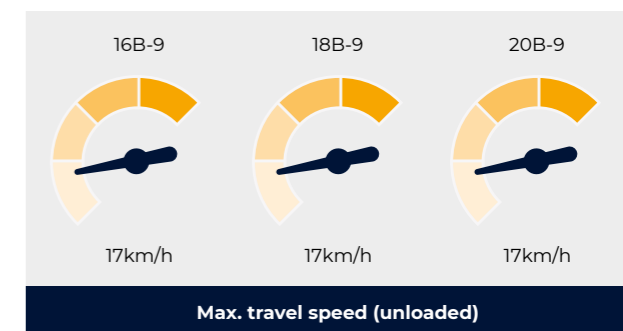
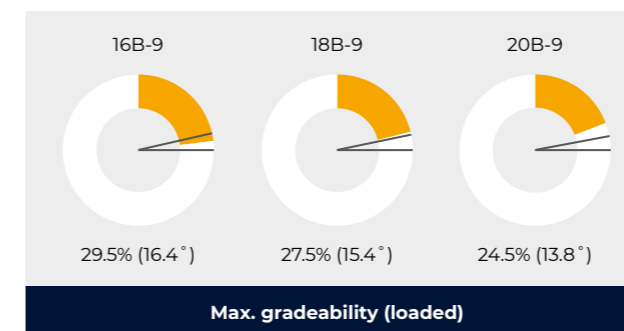


Productivity & Efficiency

SMOOTH, EFFICIENT PERFORMANCE TO BOOST YOUR PRODUCTIVITY

The compact 9 Series design is packed with new details and technologies to ensure smooth operation, enhanced performance and outstanding productivity. Powerful ZAPI controllers combine with an efficient dual drive system to help operators get the most out of every working day.

Excellent gradeability and travel speed



Powerful dual drive motor system

The dual drive motor system consists of two separately controlled drive motors. Compared to a single drive system, it offers optimal grip in all circumstances. As the pivot point is the wheel axle, the dual system offers a smaller turning radius for greater efficiency when working in tight spaces.



Auto fork levelling system

This feature ensures that mast tilting stops smoothly when the forks are in level position, improving both safety and productivity.



Wet disc brakes

The wet disc brakes provide constant braking force without overheating and with minimal maintenance costs.



Tailored performance for different working conditions

Different working modes optimise the forklift's performance depending on parameters such as speed of operation, maximum working time and operator proficiency.

- H:** High Performance mode with fast driving and lifting speeds
- N:** Normal mode with balanced performance and energy consumption
- E:** Economy mode maximising battery autonomy



Robust, economical AC motor

The AC Drive and pump motors provide excellent controllability and durability with hardly any maintenance.



New ZAPI controller

Hyundai 9 Series forklifts feature an almost noiseless, high-frequency (8 kHz) ZAPI controller. As well as enabling high-efficiency control, it protects the system from high and low voltages and overheating.



Operating comfort

COMFORT, CONTROL AND CONVENIENCE IN EVERY DETAIL

For the 9 Series, we optimised ergonomics wherever possible to ensure a comfortable seating position that places all the controls you need within easy reach. We also prioritised easy access for maintenance, to minimise downtime and allow you to focus on the job at hand.



Spacious operating area
The newly designed driver compartment increases operating space, visibility and overall comfort for the operator.



3.5 inch LCD colour monitor

The 3.5 inch LCD smart graphic display gives the driver an overview of essential information. The menu is available in 11 different languages. Intuitive selection buttons next to the display create the perfect tool for machine set-up and on-board diagnosis.

- | | |
|--|----------------------------------|
| 1 Speed (digital) | 7 Turtle/Scroll down |
| 2 Steering wheel position and travel direction | 8 ESC/Back |
| 3 Battery discharge indicator | 9 Enter |
| 4 Scroll up | 10 Low brake oil warning lamp |
| 5 Menu/Scroll left | 11 Error warning lamp |
| 6 Performance/Scroll right | 12 High temperature warning lamp |



Fingertip control levers
Adjustable, ergonomically designed fingertip control levers are available as an option to increase operator comfort and productivity.



Display options
As a standard feature, the driver can choose between two display layouts. If equipped with the optional load indicator, the loaded weight is shown on the display.



Directional & horn switch on lever
The electronic directional switch integrated in the lift lever is easy to use and helps operators to work more productively.



Full and semi-cabin options
The forklift can be equipped with a heated full cabin or a semi-cabin, depending on your needs. A drive-in racking overhead guard is also available for extra protection in warehouse environments.



Adjustable steering column
The steering column can be adjusted to the operator's preferred position using a simple lever.



Low-vibration comfort seat
The 9 Series features a wide, high-quality Grammer seat. The suspension, armrests and backrest are adjustable and additional seat options are available to further customise the machine to your preferences.

Safety

VISIBILITY AND CONTROL FOR A SAFER WORKPLACE


The 9 Series is designed to help operators work more safely and confidently. This is achieved through a range of control and feedback features, as well as all-round visibility.



Curve Control
The Curve Control system limits travel speed based on the turning radius, ensuring that turn manoeuvres are smooth and precise.




Excellent visibility from the driver's space
The lift cylinder arrangement has been optimised to provide good visibility for the operator.



Beacon lamp & Blue Spot light
This new safety option projects the limits of a safe working area onto the floor, warning pedestrians and making it easier for them to keep at a safe distance from the forklift.



LED lights
LED combination lights and optional LED working lights offer excellent visibility in all circumstances, with very low energy consumption.




Anti-rollback system
9 Series forklifts feature an anti-rollback system that prevents the machine from rolling back on a slope and offers exceptional drive-off capabilities.



Low step-in height
The low step-in height ensures operators can enter and leave the cabin safely and effortlessly.



Panoramic mirror
The panoramic mirror expands the driver's view when reversing the machine.



Turtle speed mode
In low-speed working areas, turtle mode can be activated via a button on the cluster.

Walk-around

16/18/20B-9

Productivity & efficiency

- Dual drive system for powerful drive performance with fine control
- Precise, fully adjustable fingertip control **OPTION**
- Ergonomically designed directional & horn switch positioned on hydraulic controls
- Curve Control
- Load weight indicator **OPTION**

OPTION

OPTION



Safety

- Anti-rollback feature prevents rolling backwards on a slope
- Turtle mode & speed limit setting
- Operator Presence Sensing System (OPSS)
- Panoramic rear view mirror

Durability

- ZAPI controllers delivering proven quality and high durability with IP65 protection
- Wet disc brakes
- AC motors with IP43 protection

Easy maintenance

- On-board diagnostic system for easy troubleshooting
- Lateral battery exchange system (roller-type)
- Easy access to maintenance parts

Parts & Warranties

HYUNDAI GENUINE PARTS AND WARRANTIES: THE BEST WAY TO PROTECT YOUR INVESTMENT

Hyundai Genuine parts, accessories and warranty programmes are specially designed to keep your investment covered. They increase uptime and maintain the performance, comfort, and convenience that are built into your equipment.



Leader in standard warranties for battery Forklifts!

Hyundai warranties are designed to give you the cover you need to build your business with confidence and peace of mind.

Best standard warranties in the industry

For extra reassurance, and to ensure maximum customer confidence, we are supplying all new battery models with best industry standard warranties.

The forklift **standard warranty covers you for two years or 3,000 hours, whichever comes first.**

Optional and extended warranty periods

In addition to this standard coverage, optional and extended warranty periods are available, allowing you to benefit from full warranty coverage for longer, and even over the full service life of your forklift.*

Forklift standard warranty*
2 years or 3,000 hours, whichever comes first.

Hyundai Genuine parts

Hyundai Genuine parts have the same design as those installed when your machine left the factory. They are subjected to rigorous quality inspections and tests to make sure they meet Hyundai's strict requirements for quality and durability.

As well as minimising downtime, this helps to ensure peak performance on every task. In the 13,000 m² warehouse, **Hyundai covers over 96% of all Genuine Parts.** With one of Europe's most advanced automated warehousing systems, we are able to maintain availability and efficient delivery of all our Genuine Parts.

A network you can rely on

HCEE prioritises quick, reliable intervention to keep your equipment running reliably. Thanks to the **extended dealer network across Europe, we will always be close by to ensure a timely and efficient solution.** Moreover, we guarantee a 24-hour delivery service across our European dealer network.

* Conditions apply. Please discuss the optimal solution for your needs with your dealer.

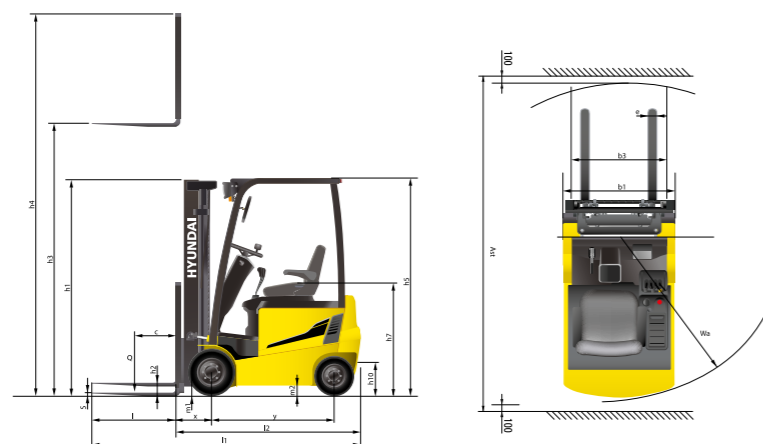


SPECIFICATIONS

Main characteristics					
1.1	Manufacturer		Hyundai	Hyundai	Hyundai
1.2	Model		16B-9	18B-9	20B-9
1.3	Power type / Electric		Electric	Electric	Electric
1.4	Operator type / Driver-seated		Driver-seated	Driver-seated	Driver-seated
1.5	Load capacity	kg	1,600	1,800	2,000
1.6	Load Center Distance	c mm	500	500	500
1.8	Forward overhang (LMC)	x mm	360	360	365
1.9	Wheel base distance	y mm	1,355	1,440	1,440

Weights					
2.1	Truck weight	kg	3,150	3,275	3,480
2.2	Axle load (w/ front, rear load)	kg	4,200/550	4,478/597	4,850/630
2.3	Axle load (w/o front, rear load)	kg	1,585/1,565	1,603/1,672	1,650/1,830

Tyres & chassis					
3.1	Tyre type: solid (V), pneumatic (P), polyurethane (PE)		SE	SE	SE
3.2	Front tyre size (ø x width)		23X9-10	23x9-10	23x9-10
3.3	Rear tyre size (ø x width)		18x7-8	200 / 50-10	200 / 50-10
3.5	Wheels, number front rear (x = driven wheels)		2x/2	2x/2	2x/2
3.6	Track width (front)	mm	895	905	905
3.7	Track width (rear)	mm	880	880	880



Dimensions					
4.1	Mast/fork carriage tilt forward/backward	degree	5/7	5/7	5/7
4.2	Lowered mast height	h1 mm	2,120	2,129	2,129
4.3	Free lift height	h2 mm	35	35	35
4.4	Lift height	h3 mm	3,300	3,300	3,330
4.5	Extended mast height	h4 mm	4,320	4,320	4,320
4.7	Overhead guard (cabin) height	h5 mm	2,065	2,065	2,065
4.8	Seat height/standing height	h7 mm	1,090	1,090	1,090
4.12	Coupling height	h10 mm	250	250	250
4.19	Overall length	l1 mm	3,235	3,320	3,330
4.20	Length to face of forks	l2 mm	2,035	2,120	2,130
4.21	Overall width	b1 mm	1,074	1,105	1,105
4.22	Fork dimension (length x width x thickness)	s x e x l mm	35x100x1200	35x100x1200	40x100x1200
4.23	Fork carriage ISO 2328, class/type A, B		II/A	II/A	II/A
4.24	Fork carriage width	b3 mm	1,006	1,006	1,006
4.31	Minimum ground clearance (mast)	m1 mm	85	94	94
4.32	Minimum ground clearance (center of wheelbase)	m2 mm	90	90	100
4.33	Intersecting aisle width (pallets 1,000 x 1,200)	Ast mm	3,345	3,428	3,443
4.35	Minimum turning radius	Wa mm	1,732	1,809	1,819

Performance data					
5.1	Travel speed, loaded/unloaded	km/h	16/17	16/17	16/17
5.2	Lift speed, loaded/unloaded	mm/s	410/600	410/600	410/600
5.3	Lowering speed, loaded/unloaded	mm/s	500/450	500/450	500/450
5.6	Loaded/unloaded maximum drawbar pull	N	15,102 / 14,759	15,190 / 14,710	14,367 / 14,043
5.8	Loaded/unloaded gradeability	% (°)	29.5 (16.4)	27.5 (15.4)	24.5 (13.8)
5.10	Service brake		Hydraulic	Hydraulic	Hydraulic

Electric motor					
6.1	Drive motor rating S2 60 Min	kW	4.7x2	4.7x2	4.7x2
6.2	Pump motor rating at S3 - 15 %	kW	14.0	14.0	14.0
6.4	Battery voltage, nominal capacity K5	V/Ah	48/525-602	48/525-602	48/525-602
6.5	Battery weight (Min.)	kg	850	950-1,071	950-1,071
6.7	Battery compartment dimensions L/W/H	mm	978/545/635	978/630/635	978/630/635

Additional data					
8.1	Type of drive control	AC	AC	AC	AC

STANDARD AND OPTIONAL EQUIPMENT

Equipment	STD	OPT
Fork 16/18B-9 (mm)		
35X100X750		•
35X100X850		•
35X100X900		•
35X100X1050		•
35X100X1200	•	
35X100X1350		•
35X100X1500		•
Fork 120B-9 (mm)		
40X100X900, 950, 1000, 1050, 1150, 1200(STD), 1350, 1500, 1600		•
40X100X950		•
40X100X1000		•
40X100X1050		•
40X100X1150		•
40X100X1200	•	
40X100X1350		•
40X100X1500		•
40X100X1600		•
Integral Sideshift / Hook-on Sideshift		•

Equipment	STD	OPT
Tyre		
Solid		•
Non-marking / Wide tire [16B-9 : Front tire (200 / 50-10)]		•
M.C.V.:		
3-spool	•	
4-spool		•
Auto fork leveling		•
Beacon lamp		•
Work lamp: LED		•
Load indicator		•
Direction switch on steering column		•
Basic cold storage (for -30°C cold working environments)		•
Various cabin options		
Drive-in		•
Rack head guard		•
Radio/USB		•

Please contact your local dealer for more optional equipment

MAST SPECIFICATIONS

20B-9											
Mast type	Maximum fork height	Overall height (lowered)	Free lift height			Tilt angle		Load capacity w/o side-shift		Load capacity hook-on side-shift	Truck weight (unloaded)
			With load backrest	Without load backrest	Without load backrest (3/4-SPOOL)	Fwd	Bwd	500 mm LC	500 mm LC		
			mm	mm	mm	deg	deg	kg	kg		
2-stage limited free lift	V250	2,530	1,729	40	40	40	5	7	2,000	1,930	3,428
	V270	2,730	1,829	40	40	40	5	7	2,000	1,930	3,440
	V300	3,030	1,979	40	40	40	5	7	2,000	1,930	3,460
	*V330	3,330	2,129	40	40	40	5	7	2,000	1,930	3,480
	V350	3,530	2,229	40	40	40	5	7	2,000	1,930	3,493
	V370	3,730	2,329	40	40	40	5	7	2,000	1,920	3,506
	V400	4,030	2,479	40	40	40	5	7	2,000	1,920	3,531
	V450	4,530	2,829	40	40	40	5	5	1,925	1,860	3,598
	V500	5,030	3,079	40	40	40	5	5	1,850	1,790	3,632
	V550	5,530	3,329	40	40	40	5	5	1,775	1,710	3,652
2-stage full free lift	VFV/S300	3,030	1,979	986	1,484	1,280	5	5	2,000	1,930	3,499
	VFV/S330	3,330	2,129	1,136	1,634	1,430	5	5	2,000	1,930	3,520
	VF350	3,530	2,229	1,236	1,734	1,530	5	5	2,000	1,930	3,535
3-stage full free lift	TF370	3,740	1,779	786	1,210	1,006	5	5	2,000	1,930	3,576
	TF400	4,040	1,879	886	1,310	1,106	5	5	1,950	1,880	3,596
	TF430	4,340	1,979	986	1,410	1,206	5	5	1,925	1,860	3,615
	TF450	4,540	2,079	1,086	1,560	1,406	5	5	1,900	1,840	3,635
	TF470	4,740	2,129	1,136	1,560	1,356	5	5	1,850	1,790	3,645
	TF500	5,040	2,229	1,236	1,660	1,456	5	5	1,800	1,750	3,665
	TF550	5,540	2,429	1,436	1,910	1,756	5	5	1,700	1,640	3,705
	TF600	6,040	2,629	1,636	2,110	1,956	5	5	1,600	1,540	3,768
	TF650	6,540	2,829	1,836	2,290	2,116	3	3	1,300	1,250	3,813
	TF700	7,040	3,029	2,036	2,504	2,344	3	3	1,150	1,100	3,852
	TS430	4,340	1,979	986	1,312	980	5	5	1,925	1,860	3,615
	TS450	4,540	2,079	1,086	1,462	1,180	5	5	1,900	1,840	3,635
	TS470	4,740	2,129	1,136	1,462	1,130	5	5	1,850	1,790	3,645
	TS500	5,040	2,229	1,236	1,562	1,230	5	5	1,800	1,750	3,665
	TS550	5,540	2,429	1,436	1,812	1,530	5	5	1,700	1,640	3,705
	TS600	6,040	2,629	1,636	2,012	1,730	5	5	1,600	1,540	3,768
	TS650	6,540	2,829	1,836	2,192	1,890	3	3	1,300	1,250	3,813
TS700	7,040	3,029	2,036	2,372	2,050	3	3	1,150	1,100	3,852	

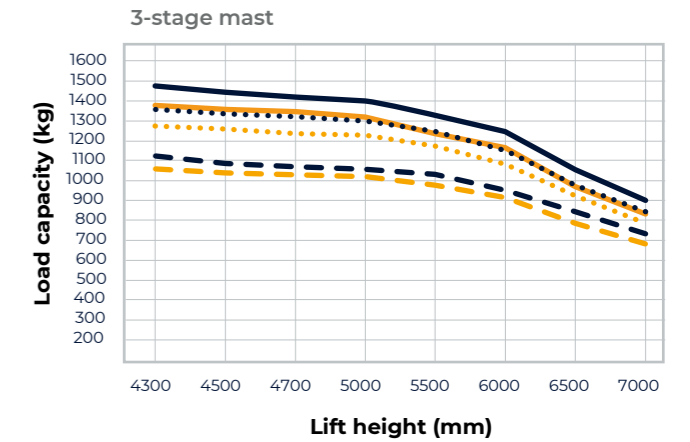
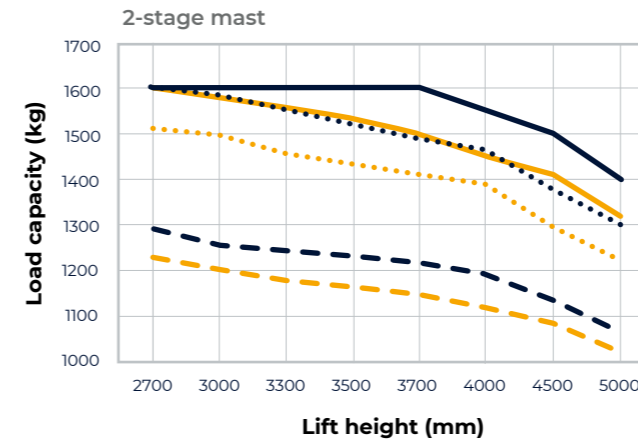
* TS-Mast : wide visible 3-stage full free lift mast with 2 free lift cylinders.

* : Standard

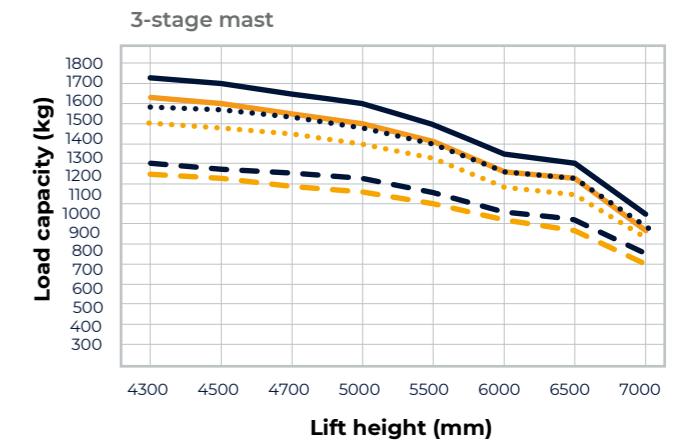
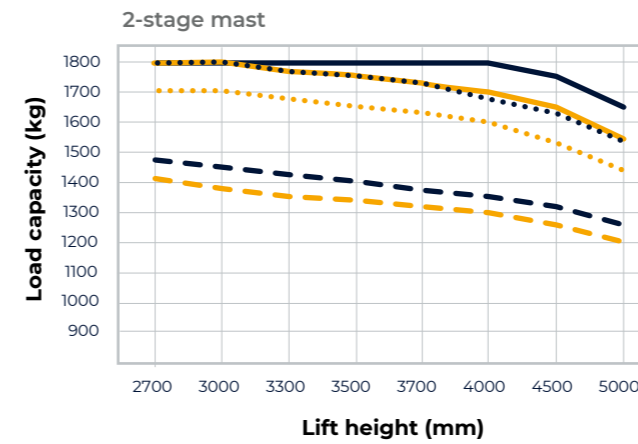
LOAD CAPACITY

- LC500 mm Intergrated side shift
- LC500 mm No attachment
- LC600 mm Intergrated side shift
- LC600 mm No attachment
- - - LC1000 mm Intergrated side shift
- - - LC1000 mm No attachment

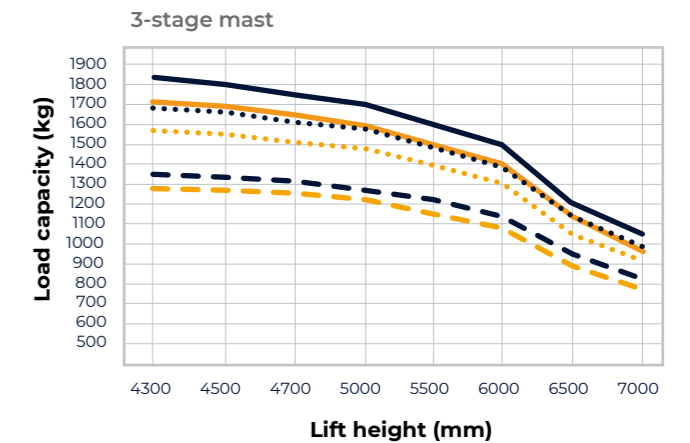
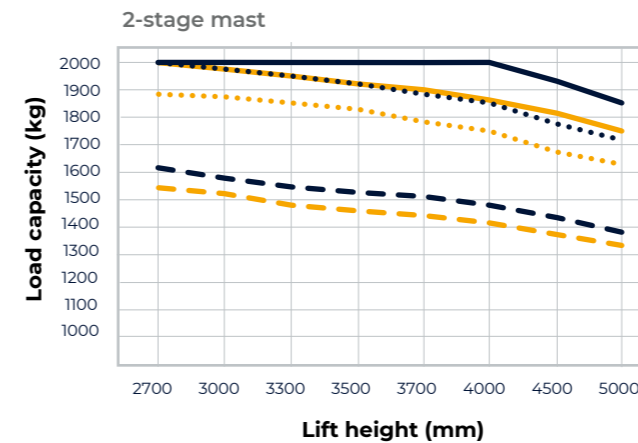
16B-9



18B-9



20B-9





- * Standard and optional equipment may vary by country. Contact your Hyundai dealer for more information.
- * The machine may vary according to international standards. European specifications may differ from Korean specifications mentioned in the brochures.
- * The photos may include attachments and optional equipment that are not available in your area.
- * Materials and specifications are subject to change without advance notice.
- * All imperial measurements are rounded off to the nearest pound or inch.

Hyundai Construction Equipment Europe NV
Hyundailaan 4, 3980 Tessenderlo, Belgium
Tel: (+32) 14-56-2200 Fax: (+32) 14-59-3405

Doc. nr.: EN-202102 Rev.0

Contact your Hyundai dealer.
[hyundai-mh.eu](https://www.hyundai-mh.eu)



Address