




# HANGCHA be with you at every stage

Efficient, reliable solutions for your demands

## STAGE V & TIER 4F

With Hangcha you can meet all Stage V/Tier 4f emissions standards which provides customer demands for value, innovation and performance. The technologies include common rail fuel systems, diesel oxidation catalysts (DOC) and diesel particulate filters (DPF). Designed and optimised to every engine model, our forklift truck maximises efficiency and reliability.

**Powerful/  
Efficient/  
Reliable**



**XINCHAI**



Interactive instrument: The instrument adopts 4.0-inch color LCD display with four interactive buttons, and has one CAN bus communication function. The communication protocol is compatible with CANopen and SAE J1939 standards.



### HANGCHA Forklift with StageV and T4F

No.	Capacity	Series	Manufacturer	Engine	Drive power	Model	Emission Std.	Transmission	Power (kw/rpm)
1	1.5-3.5t	XF	KUBOTA	V2607-CR-E5B	Diesel	CPCD15/18/20/25/30/35-XW97F	Stage V / Tier4 final	F	37.4/2400
2	2.0-3.5t	XF	XINCHAI	3E22YG51	Diesel	CPCD20/25/30/35-XH7F/B	Stage V	F/OKAMURA	44.8/2400

Note: Stage V applied for European Union also including Israel and Turkey  
Tier4 Final applied for North American  
F means full floating transmission



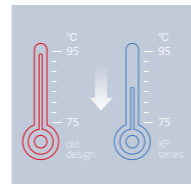
# Productivity

Dynamic load sensing hydraulic steering system, Efficiency lighting system, lower fuel consumption, combine to provide increased productivity and reduced operating costs.

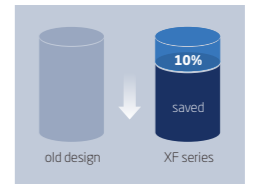
The new Dynamic load sensing hydraulic steering system contributes to reduce loss of hydraulic and improve energy efficiency.

The new efficiency lighting system employs LED illuminant and new type reflector to reduce energy consumption, improve significantly illumination performance and prolong work time.

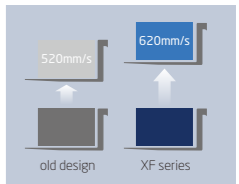
By optimizing transmission design, the power train provides higher efficiency. The fuel consumption is reduced by 10%.



Hydraulic oil balanced temperature (2.5T 4TNE98)



Fuel consumption



Speed at full load (2.5T 4TNE98)

# Comfortable Operation



In developing the new XF Series, comfort and ease of operation is carefully considered, for example, to improve vibration levels, compound engine damper and full floating power train are adopted. Comfortable operating environments for operator also contribute to increased productivity.




In addition to rubber damper between frames and steering axle, compound engine damper and full floating power train achieve flexible connection between frames and driving system, as a result, traveling vibrations and vibrations from the driving system are significantly reduced.





The enlarged capacity of optimized exhaust muffler, the intake muffler and the noise shield technologies provide significantly lower noise levels.

1. The new, relocated easy-to-see LCD meter lets the operator check on all aspects of operational status at a glance.
2. The new automobile-style light/turn-signal lever and forward-reverse lever are ergonomically designed and arranged to improve comfort and productivity.
3. The small diameter steering wheel with tilt adjustment provides the ideal operating position. The superior responsiveness of the steering wheel optimizes maneuverability even in narrow spaces.
4. The parking brake is specially developed. The operational force is reduced by 30%.
5. The automobile-style suspended pedals provide more ergonomic operation.



# Comfortable Operation

Optimal visibility in all directions create the best conditions for high productivity through relaxed and safe working.



The extra foot space is provided to reduce operator fatigue significantly. The new wide-open, non-slip step makes getting in and out easy and safe. The optional Electro-hydraulic proportional control system contributes more sensitive and precise load handling. The easy-to-operate levers provide total load handling operation. An armrest is provided to reduce fatigue.

In addition to the soft landing system, the soft lifting system is adopted (front lifting cylinders of triplex mast and full free duplex mast), as a result, the noise and shock of the mast significantly decreases.

The developed front lifting cylinders with smaller outer diameter give the operator superior forward visibility. The double lifting cylinders provide better forward visibility.

# Reliability

By focusing on enhancing reliability, reducing downtime, the XF series is able to make the greater productivity for customer.



The new aluminum alloy transmission with full floating structure features excellent heat dissipation capability, more and thicker disc meet the most demanding applications.



The new vehicle controller integrates all electrical components, features excellent durability for temperature, water and vibration for most demanding operation.



The new stamped air cleaner featuring tangential intake, double seal with safety filter is durable, corrosion-free and vibration-resistant, provides better filter efficiency and lower intake resistance than the previous.



XF series features rugged design, stamped frame and engine hood, stamped instrument panel and head guard, heavy profile rail mast combine to provide excellent rigidity, which ensures outstanding reliability even in heavy-duty work.



Extra capacity combined radiator with serpentine wave and optimized heat dissipation channel enhance the heat dissipation capability to keep engine reliability even in heavy-duty applications.

# Easy Maintenance



Careful design facilitates inspection and servicing. Easy maintenance reduces the amount of downtime and helps to reduce cost also.

The cover on the Panel can be lifted up simply to check the brake fluid.

The two-piece design makes the floorboard easy to lift and remove for access to the power train.

The easy-to-operate latch provides quick access to the engine compartment.

The fasteners of the radiator cover can be turned easily by hand to enable quick inspections or servicing.

# Safety

A wide range of technologies are applied to ensure absolute safety for both the operator and those in the surrounding.



1. The operator presence sensing system incorporates lifting/tilting and traveling locking function. When the operator leaves the seat, the system automatically locks lifting / tilting and disables traveling to ensure safety.
2. A throttling device is adopted to avoid the mast being out of control even some pipes are broken.



The locking device of the engine hood damper and parking brake help add to safety.



An optional rear-pillar assist grip with a horn button enhances safety of operator while traveling in reverse.

# Standards


Transmission	Steering	Chassis	Control	Hydraulic
<ul style="list-style-type: none"> <li>/ Suspended transmission</li> <li>/ Oil filter</li> <li>/ Dipstick</li> <li>/ Oil cooler</li> <li>/ Non-asbestos brake</li> <li>/ MS transmission with wet brake</li> </ul>	<ul style="list-style-type: none"> <li>/ Full hydraulic power steering</li> <li>/ Smaller diameter steering wheel</li> <li>/ Adjuster of steering wheel</li> </ul>	<ul style="list-style-type: none"> <li>/ Skidproof pedal</li> <li>/ Rubber pedal</li> <li>/ Engine hood spring</li> </ul>	<ul style="list-style-type: none"> <li>/ Power steering</li> <li>/ Suspension pedal</li> <li>/ Integrated combination switch</li> <li>/ Cable parking brake</li> </ul>	<ul style="list-style-type: none"> <li>/ Dynamic load sensing control valve ( Diesel IC )</li> <li>/ Hydraulic oil filter</li> <li>/ Tilt cylinder self-locking valve</li> <li>/ Hydraulic oil dipstick</li> </ul>
Truck	Power	Electronics	Mast	
<ul style="list-style-type: none"> <li>/ Traction device</li> <li>/ Handhills</li> <li>/ Standard seat</li> <li>/ Standard overhead guard</li> <li>/ Waterproof cover on the guard</li> <li>/ Back view mirror</li> <li>/ Pneumatic tyres</li> <li>/ Toolbox</li> </ul>	<ul style="list-style-type: none"> <li>/ Big capacity aluminum radiator</li> <li>/ Little tank</li> <li>/ Whirlwind air cleaner</li> <li>/ Safety filter</li> <li>/ High-efficient intake muffler</li> <li>/ High-efficient exhaust muffler</li> </ul>	<ul style="list-style-type: none"> <li>/ High-efficient front lights</li> <li>/ High-efficient LED rear lights</li> <li>/ Service-free start battery</li> <li>/ Combination controller</li> <li>/ LCD display</li> <li>/ Neutral switch</li> <li>/ Timee meter</li> <li>/ Fuel gauge</li> <li>/ Water temperature gauge</li> <li>/ Pre-heat indicator</li> <li>/ Charging indicator</li> <li>/ Engine fuel pressure warning</li> <li>/ Transmission oil pressure warning</li> <li>/ Horn</li> <li>/ Reversing buzzer</li> <li>/ Power off</li> </ul>	<ul style="list-style-type: none"> <li>/ Standard wide view duplex mast</li> <li>/ Standard forks</li> <li>/ Standard fork carriage</li> <li>/ Standard load back rest</li> <li>/ Mast speed limiting valve</li> <li>/ Load safety valve</li> <li>/ Mast down buffer device</li> <li>/ Mast up buffer device</li> <li>/ Side roller</li> </ul>	

# Options

Truck	Transmission	Power	Hydraulic	Electronics	Mast
<ul style="list-style-type: none"> <li>/ Cabin</li> <li>/ Cabin heater</li> <li>/ Front window</li> <li>/ Super elastic tyre</li> <li>/ No-mark tyre (white/green)</li> <li>/ Suspension seat</li> <li>/ Extinguisher</li> <li>/ Cover of tilt cylinder</li> <li>/ Heightening overhead guard</li> <li>/ Reversing assist grip</li> <li>/ Special given color</li> <li>/ Seat with sensing system</li> <li>/ Boot for tilt cylinder</li> <li>/ Counter weight net</li> </ul>	<ul style="list-style-type: none"> <li>/ 2-D wheel</li> </ul>	<ul style="list-style-type: none"> <li>/ Dual fuel LPG system</li> <li>/ Big capacity copper radiator</li> <li>/ High-positioned exhaust system</li> <li>/ Middle-positioned exhaust system</li> <li>/ Air pre-cleaner</li> <li>/ Net cover of radiator</li> <li>/ Sparkle arrester</li> <li>/ Purified exhaust system</li> <li>/ Swivel LPG bottle support</li> <li>/ Downward LPG bottle support</li> <li>/ Fan protector</li> </ul>	<ul style="list-style-type: none"> <li>/ Auxiliary hydraulic valve</li> <li>/ Electro-hydraulic proportional control system</li> <li>/ Return oil filter</li> </ul>	<ul style="list-style-type: none"> <li>/ OBD</li> <li>/ Front working light</li> <li>/ Rear working light</li> <li>/ Warning lamp</li> <li>/ Oil-water separator warning</li> </ul>	<ul style="list-style-type: none"> <li>/ Duplex wide view free-lift mast</li> <li>/ Triplex wide view free-lift mast</li> <li>/ Triplex wide view 4-cylinder free-lift mast</li> <li>/ Special forks</li> <li>/ Wider fork carriage</li> <li>/ Wider load back rest</li> </ul>

# Optional Attachments

- / Paper roll clamp
- / Rotating bale clamp
- / Load stabilizer
- / Multi-drum clamp
- / Bale clamp
- / Drum clamp
- / Dumping clamp
- / Crane arm
- / String Pole
- / Sideshifter
- / Rotating forks
- / Fork extensioner
- / Load release device
- / Carton clamp
- / Push-pull device
- / Bucket
- / Hook
- / Lengthened fork



## XF series 1.0-1.8t forklift specification :

		HANGCHA GROUP CO.,LTD.																										
Distinguishing mark	1.1	Manufacturer	HANGCHA GROUP CO.,LTD.																									
	1.2	Manufacturer's type designation	CPD10-XW32F/B/M	CPQD10-XW21F/B/M	CPCD10-XW10F	CPCD15-XW32F/B/M	CPYD15-XW51F/B/M	CPYD15-XW81F	CPYD15-XW87B	CPYD15-XH1F/B	CPQD15-XW21F/B/M	CPYD15-XW21F/B/M	CPQYD15-XW21F/B/M	CPCD15-XW10F	CPD15-XW97F	CPD18-XW32F/B/M	CPYD18-XW51F/B/M	CPYD18-XW81F	CPYD18-XW87B	CPYD18-XH1F/B	CPQD18-XW21F/B/M	CPYD18-XW21F/B/M	CPQYD18-XW21F/B/M	CPCD18-XW10F	CPD18-XW97F			
	1.3	Drive: electric (battery or mains), diesel, petrol, fuel gas	Diesel	Gasoline	Diesel	Diesel	LPG	LPG	LPG	LPG	Gasoline	LPG	DUAL FUEL	Diesel	Diesel	Diesel	LPG	LPG	LPG	LPG	Gasoline	LPG	DUAL FUEL	Diesel	Diesel			
	1.5	Rated capacity/rated load	Q (kg)	1000										1500										1750				
	1.6	Load centre distance	c (mm)	500										500										500				
	1.8	Load distance, centre of drive axle to fork	x (mm)	405										405										405				
		Rear overhang	mm	375										405										430				
	1.9	Wheelbase	y (mm)	1475										1475										1475				
	Weight	2.1	Service Weight	kg	2510										2650										2760			
2.2		Axle loading, laden front/rear	kg	3055/455										3660/490										3995/520				
2.3		Axle loading, unladen front/rear	kg	1260/1250										1240/1410										1225/1540				
Tyres, chassis	3.2	Tyre size, front		6.50-10-10PR										6.50-10-10PR										6.50-10-10PR				
	3.3	Tyre size, rear		5.00-8-10PR										5.00-8-10PR										5.00-8-10PR				
	3.6	Tread, front	b10 (mm)	900										900										900				
	3.7	Tread, rear	b11 (mm)	920										920										920				
Dimensions	4.1	Tilt of mast/fork carriage forward/backward	α/β(°)	6/12										6/12										6/12				
	4.2	Height, mast lowered	h1 (mm)	1995										1995										1995				
	4.3	Free lift	h2 (mm)	155										155										155				
	4.4	Lift	h3 (mm)	3000										3000										3000				
	4.5	Height, mast extended	h4 (mm)	3955										3955										3955				
	4.7	Height of overhead guard (cabin)	h6 (mm)	2125(2205*)										2125(2205*)										2125(2205*)				
	4.20	Length to face of forks	l2 (mm)	2255										2285										2310				
	4.21	Overall width	b1(mm)	1080										1080										1080				
	4.22	Fork dimensions	s/e/l (mm)	920×100×35										920×100×35										920×100×35				
	4.31	Ground clearance, laden, below mast	m1 (mm)	115										115										115				
	4.32	Ground clearance, centre of wheelbase	m2 (mm)	140										140										140				
	4.35	Turning radius	Wa (mm)	1965										1990										2015				
		*Min. right angle stacking aisle width (Add load length and clearance)*	mm	2370										2395										2420				
Performance data	5.1	Travel speed, laden/unladen	km/h	(-19)/(-19.3)/(-19)	(-18)/(-18)/(-18)	-19	(-19)/(-19.3)/(-19)	(-18)/(-18)/(-18)	(-20)	(-20)	(-20)	(-18)/(-18)/(-18)	-19	-19	(-19)/(-19.3)/(-19)	(-18)/(-18)/(-18)	(-20)	(-20)	(-20)	(-18)/(-18)/(-18)	-19	-19						
	5.2	Lift speed, laden/unladen	m/s	0.580/-	0.510/-	0.610/-	0.580/-	0.510/-	0.530/-	0.530/-	0.530/-	0.510/-	0.610/-	0.680/-	0.580/-	0.510/-	0.530/-	0.530/-	0.530/-	0.510/-	0.610/-	0.680/-						
	5.3	Lowering speed, laden/unladen	m/s	0.500/-	0.500/-	0.500/-	0.500/-	0.500/-	0.500/-	0.500/-	0.500/-	0.500/-	0.500/-	0.500/-	0.500/-	0.500/-	0.500/-	0.500/-	0.500/-	0.500/-	0.500/-	0.500/-						
	5.5	Drawbar pull, laden/unladen	N	(14600/-)/(14400/-)(14100/-)	(14800/-)/(14600/-)(14300/-)	15500/-	(14600/-)/(14400/-)(14100/-)	(14800/-)/(14600/-)(14300/-)	(19000/-)	(19000/-)	(19000/-)	(14800/-)/(14600/-)(14300/-)	15500/-	16800/-	(14600/-)/(14400/-)(14100/-)	(14800/-)/(14600/-)(14300/-)	(19000/-)	(19000/-)	(19000/-)	(14800/-)/(14600/-)(14300/-)	15500/-	16800/-						
	5.7	Gradeability, laden/unladen*	%	(40/-)(39/-)(38/-)	(41/-)(40/-)(39/-)	41/-	(33/-)(33/-)(32/-)	(34/-)(33/-)(33/-)	(37/-)	(37/-)	(37/-)	(34/-)(33/-)(33/-)	34/-	34/-	(30/-)(30/-)(29/-)	(31/-)(30/-)(30/-)	(37/-)	(37/-)	(37/-)	(31/-)(30/-)(30/-)	31/-	34/-						
Combustion-engine	7.1	Engine manufacturer/type	YANMAR/4TNE92	GCT(NISSAN)/GK21	ISUZU C240NKF01	YANMAR/4TNE92	GCT(NISSAN)/GK21LPG	GCT GK21LPG EPA/CARB	GCT GK21LPG NON-CERT	GCT GK21LPG EU StageV	GCT(NISSAN)/GK21	ISUZU C240NKF01	KUBOTA V2607-CR-ESB	YANMAR/4TNE92	GCT(NISSAN)/GK21LPG	GCT GK21LPG EPA/CARB	GCT GK21LPG NON-CERT	GCT GK21LPG EU StageV	GCT(NISSAN)/GK21	ISUZU C240NKF01	KUBOTA V2607-CR-ESB							
		Emission STD	StageIII/Tier3	StageIIIA/GB3	StageIIIA/Tier3	EPA/CARB Tier2	EU StageV	StageIIIA/GB3	EU StageV	StageIIIA/Tier3	StageIIIA/GB3	EU StageV	StageIIIA/Tier3	EPA/CARB Tier2	EU StageV	StageIIIA/GB3	EU StageV	StageIIIA/Tier3	GCT(NISSAN)/GK21	StageIIIA/GB3	EU StageV							
	7.2	Engine power according to DIN ISO 1585	kw	32.8	31.5	35.4	32.8	29	40	38.4	38.4	31.5	35.4	37.4	32.8	29	40	38.4	38.4	31.5	35.4	37.4						
	7.3	Rated speed	min	2450	2300	2500	2450	2250	2700	2700	2700	2300	2500	2400	2450	2250	2700	2700	2700	2300	2500	2400						
	7.4	Number of cylinders/displacement	(-)/(cm <sup>3</sup> )	4/2659	4/2065	4/2369	4/2659	4/2065	4/2065	4/2065	4/2065	4/2065	4/2369	4/2615	4/2659	4/2065	4/2065	4/2065	4/2065	4/2065	4/2369	4/2615						
	7.10	Battery voltage/nominal capacity	V/Ah	12/60	12/60	12/60	12/60	12/60	12/60	12/60	12/60	12/60	12/60	12/90	12/60	12/60	12/60	12/60	12/60	12/60	12/60	12/90						
		Rated torque	Nm/r/min	142/1600	144/1600	139.9/1800	142/1600	140/1600	150/2000	151/1600	151/1600	144/1600	139.9/1800	171.5/1500	142/1600	140/1600	150/2000	151/1600	151/1600	144/1600	139.9/1800	171.5/1500						
		Bore × stroke	mm	92x100	89x83	86x102	92x100	89x93	89x83	89x83	89x83	89x83	86x102	87x110	92x100	89x83	89x83	89x83	89x83	89x83	86x102	87x110						
		Transmissions Manufacturer		HANGCHA/OKAMURA/MS		HANGCHA	HANGCHA/OKAMURA/MS		HANGCHA	OKAMURA	HANGCHA/OKAMURA	HANGCHA/OKAMURA/MS		HANGCHA	HANGCHA	HANGCHA/OKAMURA/MS		HANGCHA	OKAMURA	HANGCHA/OKAMURA	HANGCHA/OKAMURA/MS		HANGCHA	HANGCHA				
		Transmissions Type		Powershift																								
	Stage FWD/RVS		1/1																									
Addition data	10.1	Operating pressure for attachments	bar	145																								
	10.4	Fuel tank capacity	liter	50	50	50	50	28	28	28	50	28	50	50	50	50	28	28	28	28	50	28	50	50				

Note: \*With suspension seat or cabin

\* As a calculated value

MS transmission with wet brake

## XF series 2.0t forklift specification :

Distinguishing mark	HANGCHA GROUP CO.,LTD.																					
	CPCD20-XW33F/B/M	CPYD20-XW52F/B/M	CPYD20-XW71F	CPYD20-XW77B	CPYD20-XH3F/B	CPQD20-XW22F/B/M	CPYD20-XW22F/B/M	CPQYD20-XW22F/B/M	CPCD20-XW32F	CPYD20-XW51F	CPQD20-XW21F	CPYD20-XW21F	CPQYD20-XW21F	CPCD20-XW43F/B	CPCD20-XW55F/B	CPCD20-XW56F/B/M	CPCD20-XW10F	CPCD20-XW97F	CPCD20-XH7F/B			
1.1	HANGCHA GROUP CO.,LTD.																					
1.2	CPCD20-XW33F/B/M	CPYD20-XW52F/B/M	CPYD20-XW71F	CPYD20-XW77B	CPYD20-XH3F/B	CPQD20-XW22F/B/M	CPYD20-XW22F/B/M	CPQYD20-XW22F/B/M	CPCD20-XW32F	CPYD20-XW51F	CPQD20-XW21F	CPYD20-XW21F	CPQYD20-XW21F	CPCD20-XW43F/B	CPCD20-XW55F/B	CPCD20-XW56F/B/M	CPCD20-XW10F	CPCD20-XW97F	CPCD20-XH7F/B			
1.3	Diesel	LPG	LPG	LPG	LPG	Gasoline	LPG	DUAL FUEL	Diesel	LPG	Gasoline	LPG	DUAL FUEL	Diesel	Diesel	Diesel	Diesel	Diesel	Diesel			
1.5	2000																					
1.6	500																					
1.8	465																					
	415																					
1.9	1650																					
2.1	3405																					
2.2	4705/700																					
2.3	1610/1795																					
3.2	7.00-12-12PR																					
3.3	6.00-9-10PR																					
3.6	965																					
3.7	973																					
4.1	6/12																					
4.2	2035																					
4.3	140																					
4.4	3000																					
4.5	4045																					
4.7	2135(2215*)																					
4.20	2530																					
4.21	1155																					
4.22	1070x122x40																					
4.31	115																					
4.32	150																					
4.35	2180																					
	2645																					
5.1	(-18.2)(-18.6)(-17.9)	(-19)(-19.4)(-18.7)	(-21)	(-20)	(-20)	(-19)(-19.4)(-18.7)			-19.4	-18.2				-18.2			(-18.2)(-18.6)	(-18.2)(-18.6)	(-17.5)(-18)	-19.7	-18.5	-18.5
5.2	0.620/-	0.560/-	0.560/-	0.560/-	0.560/-	0.560/-	0.560/-	0.560/-	0.600/-	0.490/-	0.490/-	0.490/-	0.490/-	0.620/-	0.620/-	0.620/-	0.590/-	0.600/-	0.600/-			
5.3	0.500/-	0.500/-	0.500/-	0.500/-	0.500/-	0.500/-	0.500/-	0.500/-	0.500/-	0.500/-	0.500/-	0.500/-	0.500/-	0.500/-	0.500/-	0.500/-	0.500/-	0.500/-	0.500/-			
5.5	(19800/-)(19400/-)(19500/-)	(18700/-)(18300/-)(18400/-)	(21000/-)	(21000/-)	(21000/-)	(18700/-)(18300/-)(18400/-)			14300/-	14500/-	14500/-	14500/-	14500/-	(19800/-)(19400/-)	(19800/-)(19400/-)	(19800/-)(19400/-)(19500/-)	15000/-	19500/-	19500/-			
5.7	(35/-)(34/-)(34/-)	(33/-)(32/-)(32/-)	(30/-)	(30/-)	(30/-)	(33/-)(32/-)(32/-)			24/-	25/-	25/-	25/-	25/-	(35/-)(34/-)	(35/-)(34/-)	(35/-)(34/-)(34/-)	25/-	25/-	27/-			
7.1	YANMAR/4TNE98	GCT(NISSAN)/GK25LPG	GCT GK25LPG EPA/CARB CERT	GCT GK25LPG NON-CERT	GCT GK25LPG EU StageV	GCT(NISSAN)/GK25	YANMAR/4TNE92	GCT(NISSAN)/GK21LPG						GCT(NISSAN)/GK21	CUMMINS/QSF2.8i3NA49	MTSUBISHI/S45-Z362CSFL	YANMAR/4TNV94L-BXPZH	ISUZU C240NKFC01	KUBOTA V2607-CR-E5B	XINCHAI 3E22YG51		
	StageIIIA/Tier3				EU StageV		StageIIIA/Tier3							StageIIIA	StageIIIA	StageIIIA	StageIIIA	StageIIIA/CB3	EU StageV EPA/CARB Tier4 F	EU StageV		
7.2	42.1	35	45.8	43.4	43.4	38	32.8	29	31.5	36.5	35.3	34.6	35.4	37.4	44.8							
7.3	2300	2400	2700	2700	2700	2400	2450	2250	2300	2500	2250	2400	2500	2400	2400	2400						
7.4	4/3319	4/2488	4/2488	4/2488	4/2488	4/2488	4/2659	4/2065	4/2065	4/2800	4/3331	4/3054	4/2369	4/2615	3/2230							
7.10	12/90	12/60	12/60	12/60	12/60	12/60	12/90	12/60	12/60	12/90	12/90	12/90	12/90	12/90	12/90	12/90						
	186/1700	170/1600	187/1600	183.5/1600	188/1600	185/1600	142/1600	140/1600	144/1600	186/1500	165/1700	191*208.5/1500	139.9/1800	171.5/1500	210/1600-1800							
	98*110	89*100	89*100	89*100	89*100	89*100	92*100	89*83	89*83	94*100	94*120	94*110	86*102	87*110	94*107							
	HANGCHA/OKAMURA/MS		HANGCHA	OKAMURA	HANGCHA/OKAMURA	HANGCHA/OKAMURA/MS			HANGCHA			HANGCHA/OKAMURA		HANGCHA/OKAMURA/MS	HANGCHA	HANGCHA	HANGCHA	HANGCHA	HANGCHA/OKAMURA			
	1/1																					
10.1	175																					
10.4	60	40	40	40	40	60	40	60	60	40	60	40	60	60	60	60	60	60	60			

Note: \*With suspension seat or cabin  
 \* As a calculated value  
 MS transmission with wet brake

## XF series 2.5t forklift specification :

		HANGCHA GROUP CO.,LTD.																		
Distinguishing mark	1.1																			
	1.2	CPD25-Xw33F/BM	CPYD25-Xw52F/BM	CPYD25-Xw71F	CPYD25-Xw77B	CPYD25-XH3F/B	CPQD25-Xw22F/BM	CPYD25-Xw22F/BM	CPYD25-Xw22F/BM	CPD25-Xw32F	CPYD25-Xw51F	CPQD25-Xw21F	CPYD25-Xw21F	CPYD25-Xw21F	CPD25-Xw43F/B	CPD25-Xw55F/B	CPD25-Xw56F/BM	CPD25-Xw10F	CPD25-Xw97F	CPD25-XH7F/B
	1.3	Diesel	LPG	LPG	LPG	LPG	Gasoline	LPG	DUAL FUEL	Diesel	LPG	Gasoline	LPG	DUAL FUEL	Diesel	Diesel	Diesel	Diesel	Diesel	Diesel
	1.5	2500																		
	1.6	500																		
	1.8	465																		
		490																		
1.9	1650																			
Weight	2.1	3765																		
	2.2	5475/790																		
	2.3	1560/2205																		
Tyres, chassis	3.2	7.00-12-12PR																		
	3.3	6.00-9-10PR																		
	3.6	965																		
	3.7	973																		
		6/12																		
Dimensions	4.1	2035																		
	4.2	140																		
	4.3	3000																		
	4.4	4045																		
	4.5	2135(2215*)																		
	4.7	2605																		
	4.20	1155																		
	4.21	1070*122*40																		
	4.22	115																		
	4.31	150																		
	4.32	2245																		
	4.35	2710																		
	Performance data	5.1	(-18.2)/(-18.6)/17.9)	(-19)/(-19.4)/(-18.7)	(-21)	(-20)	(-20)	(-19)/(-19.4)/(-18.7)	-19.4	-18.2	-18.2	(-18.2)/(-18.6)	(-18.2)/(-18.6)	(-17.5)/(-18)	-19.7	-18.5	-19			
5.2		0.620/-	0.560/-	0.560/-	0.560/-	0.560/-	0.560/-	0.600/-	0.490/-	0.490/-	0.620/-	0.620/-	0.620/-	0.590/-	0.600/-	0.600/-				
5.3		0.500/-	0.500/-	0.500/-	0.500/-	0.500/-	0.500/-	0.500/-	0.500/-	0.500/-	0.500/-	0.500/-	0.500/-	0.500/-	0.500/-	0.500/-	0.500/-			
5.5		(19800/-)(19400/-)(19500/-)	(18700/-)(18300/-)(18400/-)	(21000/-)	(21000/-)	(21000/-)	(18700/-)(18300/-)(18400/-)	14300/-	14500/-	14500/-	(19800/-)(19400/-)	(19800/-)(19400/-)	(19800/-)(19400/-)(19500/-)	15000/-	19500/-	19500/-				
5.7		(30-)(29-)(29-)	(28-)(27-)(27-)	(30-)	(30-)	(30-)	(28-)(27-)(27-)	21/-	21/-	21/-	(30-)(29-)	(30-)(29-)	(30-)(29-)(29-)	20/-	23/-	25/-				
7.1		YANMAR/4TNE98 StagellIIA/Tier3	GCT(NISSAN)/GK25LPG	GCT GK25LPG EPA/CARB CERT	GCT GK25LPG NON-CERT	GCT GK25LPG EU StageV	GCT(NISSAN)/GK25	YANMAR/4TNE92 StagellIIA/Tier3	GCT(NISSAN)/GK21LPG	GCT(NISSAN)/GK21	CUMMINS/QSF2.813NA49	MITSUBISHI/S4S-2362CSFL	YANMAR/4TNV94L-BXPZH	ISUZU C240NKFC01	KUBOTA V2607-CR-ESB	XINCHAI 3E22YG51				
7.2	42.1	35	45.8	43.4	43.4	38	32.8	29	31.5	36.5	35.3	34.6	35.4	37.4	44.8					
7.3	2300	2400	2700	2700	2700	2400	2450	2250	2300	2500	2250	2400	2500	2400	2400					
7.4	4/3319	4/2488	4/2488	4/2488	4/2488	4/2488	4/2659	4/2065	4/2065	4/2800	4/3331	4/3054	4/2369	4/2615	3/2230					
7.10	12/90	12/60	12/60	12/60	12/60	12/60	12/90	12/60	12/60	12/90	12/90	12/90	12/90	12/90	12/90					
	196/1700	170/1600	187/1600	183.5/1600	188/1600	185/1600	142/1600	140/1600	144/1600	186/1500	165/1700	191-208.5/1500	139.9/1800	171.5/1500	210/1600-1800					
	98*110	89*100	89*100	89*100	89*100	89*100	92*100	89*83	89*83	94*100	94*120	94*110	86*102	87*110	94*107					
	HANGCHA/OKAMURA/MS		HANGCHA	OKAMURA	HANGCHA/OKAMURA	HANGCHA/OKAMURA/MS		HANGCHA			HANGCHA/OKAMURA		HANGCHA/OKAMURA/MS	HANGCHA	HANGCHA	HANGCHA	HANGCHA/OKAMURA			
	Powershift																			
	1/1																			
Addition data	10.1	175																		
	10.4	60	40	40	40	40	60	40	60	60	40	60	40	60	60	60	60	60	60	60

Note: \*With suspension seat or cabin  
 \* As a calculated value  
 MS transmission with wet brake



## XF series 3.0t forklift specification :

		HANGCHA GROUP CO.,LTD.															
Distinguishing mark	1.1	Manufacturer	HANGCHA GROUP CO.,LTD.														
	1.2	Manufacturer's type designation	CPD30-XW33F/B/M	CPYD30-XW52F/B/M	CPYD30-XW71F	CPYD30-XW77B	CPYD30-XH3F/B	CPQD30-XW22F/B/M	CPYD30-XW22F/B/M	CPQYD30-XW22F/B/M	CPD30-XW43F/B	CPD30-XW55F/B	CPD30-XW56F/B/M	CPD30-XW10F	CPD30-XW97F	CPD30-XH7F/B	
	1.3	Drive: electric (battery or mains), diesel, petrol, fuel gas	Diesel	LPG	LPG	LPG	LPG	Gasoline	LPG	DUAL FUEL	Diesel	Diesel	Diesel	Diesel	Diesel	Diesel	
	1.5	Rated capacity/rated load	Q (kg) 3000														
	1.6	Load centre distance	c (mm) 500														
	1.8	Load distance, centre of drive axle to fork	x (mm) 480														
		Rear overhang	mm 550														
	1.9	Wheelbase	y (mm) 1700														
	Weight	2.1	Service Weight	kg 4350													
2.2		Axle loading, laden front/rear	kg 6450/900														
2.3		Axle loading, unladen front/rear	kg 1750/2600														
Tyres, chassis	3.2	Tyre size, front	28*9-15-14PR														
	3.3	Tyre size, rear	6.50-10-10PR														
	3.6	Tread, front	b10 (mm) 1005														
	3.7	Tread, rear	b11 (mm) 975														
Dimensions	4.1	Tilt of mast/fork carriage forward/backward	α/β(°) 6/12														
	4.2	Height, mast lowered	h1 (mm) 2050														
	4.3	Free lift	h2 (mm) 145														
	4.4	Lift	h3 (mm) 3000														
	4.5	Height, mast extended	h4 (mm) 4145														
	4.7	Height of overhead guard (cabin)	h6 (mm) 2150(2230*)														
	4.20	Length to face of forks	l2 (mm) 2730														
	4.21	Overall width	b1(mm) 1225														
	4.22	Fork dimensions	s/e/l (mm) 1070*122*45														
	4.31	Ground clearance, laden, below mast	m1 (mm) 130														
	4.32	Ground clearance, centre of wheelbase	m2 (mm) 165														
	4.35	Turning radius	Wa (mm) 2355														
			*Min. right angle stacking aisle width (Add load length and clearance)*	mm 2835													
	Performance data	5.1	Travel speed, laden/unladen	km/h (-/17.2)(-/17.6) (-/17.6)	(-/17.9)(-/18.4) (-/18.3)	(-/19.8)	(-/19.8)	(-/19.8)	(-/17.9)(-/18.4)(-/18.3)	(-/17.2)(-/17.6)	(-/17.2)(-/17.6)	(-/18.6)(-/19)	-/18.6	-/18.5	-/18.5		
		5.2	Lift speed, laden/unladen	m/s 0.490/-	0.450/-	0.480/-	0.480/-	0.480/-	0.450/-	0.490/-	0.490/-	0.490/-	0.470/-	0.500/-	0.480/-		
5.3		Lowering speed, laden/unladen	m/s 0.500/-	0.500/-	0.500/-	0.500/-	0.500/-	0.500/-	0.500/-	0.500/-	0.500/-	0.500/-	0.500/-	0.500/-			
5.5		Drawbar pull, laden/unladen	N (21000/-)(20500/-) (19900/-)	(19800/-)(19300/-) (18700/-)	(22000/-)	(22000/-)	(22000/-)	(19800/-)(19300/-)(18700/-)	(21000/-) (20500/-)	(21000/-) (20500/-)	(20800/-)(20300/-) (19900/-)	16000/-	20500/-	20500/-			
5.7		Gradeability, laden/unladen*	% (27/-)(26/-)(25/-)	(25/-)(24/-)(23/-)	(25/-)	(25/-)	(25/-)	(25/-)(24/-)(23/-)	(27/-)(26/-)	(26/-)(25/-)	(27/-)(26/-)(25/-)	19/-	20/-	23/-			
Combustion-engine	7.1	Engine manufacturer/type	YANMAR/4TNE98	GCT(NISSAN)/GK25LPG	GCT GK25LPG EPA/ CARB CERT	GCT GK25LPG NON-CERT	GCT GK25LPG EU StageV	GCT(NISSAN)/GK25	CUMMINS/ QSF2.813NA49	mitsubishi/ 545-2362CSFL	YANMAR/ 4TNV94L-BXPHZ	ISUZU C240NKFC01	KUBOTA V2607-CR-ESB	XINCHAI 3E22YG51			
		Emission STD	StageIIIA/Tier3				EU StageV				StageIIIA	StageIIIA/GB3	EU StageV EPA/CARB Tier4 F	EU StageV			
	7.2	Engine power according to DIN ISO 1585	kw 42.1	35	45.8	43.4	43.4	38	36.5	35.3	34.6	35.4	37.4	44.8			
	7.3	Rated speed	min 2300	2400	2700	2700	2700	2400	2500	2250	2400	2500	2400	2400			
	7.4	Number of cylinders/displacement	(-)/(cm <sup>3</sup> ) 4/3319	4/2488	4/2488	4/2488	4/2488	4/2488	4/2800	4/3331	4/3054	4/2369	4/2615	3/2230			
	7.10	Battery voltage/nominal capacity	V/Ah 12/90	12/60	12/60	12/60	12/60	12/60	12/90	12/90	12/90	12/90	12/90	12/90			
		Rated torque	Nm/r/min 196/1700	170/1600	187/1600	183.5/1600	188/1600	185/1600	186/1500	165/1700	191~208.5/1500	139.9/1800	171.5/1500	210/1600-1800			
		Bore × stroke	mm 98×110	89×100	89×100	89×100	89×100	89×100	94×100	94×120	94×110	86×102	87×110	94×107			
		Transmissions Manufacturer	HANGCHA/OKAMURA/MS			HANGCHA	OKAMURA	HANGCHA/OKAMURA	HANGCHA/OKAMURA/MS	HANGCHA/OKAMURA		HANGCHA/OKAMURA/MS	HANGCHA	HANGCHA	HANGCHA/OKAMURA		
		Transmissions Type	Powershift														
	Stage	FWD/RVS															
Addition data	10.1	Operating pressure for attachments	bar 175														
	10.4	Fuel tank capacity	liter 40	70	40	40	40	40	70	70	70	70	70	70	70		

Note: \*With suspension seat or cabin

\* As a calculated value

MS transmission with wet brake

## XF series 3.5t forklift specification :

Distinguishing mark		HANGCHA GROUP CO.,LTD.													
1.1	Manufacturer	HANGCHA GROUP CO.,LTD.													
1.2	Manufacturer's type designation	CPCD35-XW33F/B/M	CPYD35-XW52F/B/M	CPYD35-XW71F	CPYD35-XW77B	CPYD35-XH3F/B	CPQD35-XW22F/B/M	CPYD35-XW22F/B/M	CPQD35-XW22F/B/M	CPCD35-XW43F/B	CPCD35-XW55F/B	CPCD35-XW56F/B/M	CPCD35-XW97F	CPCD35-XH7F/B	
1.3	Driver: electric (battery or mains), diesel, petrol, fuel gas	Diesel	LPG	LPG	LPG	LPG	Gasoline	LPG	DUAL FUEL	Diesel	Diesel	Diesel	Diesel	Diesel	
1.5	Rated capacity/rated load	Q (kg)													3500
1.6	Load centre distance	c (mm)													500
1.8	Load distance, centre of drive axle to fork	x (mm)													485
1.9	Rear overhang	mm													615
1.9	Wheelbase	y (mm)													1700
2.1	Service weight	kg													4705
2.2	Axle loading, laden front/rear	kg													7255/950
2.3	Axle loading, unladen front/rear	kg													1720/2985
3.2	Tyre size, front														28-9-15-14PR
3.3	Tyre size, rear														6.50-10-10PR
3.6	Tread, front	b10 (mm)													1005
3.7	Tread, rear	b11 (mm)													975
4.1	Tilt of mast/fork carriage forward/backward	α/β(°)													6/12
4.2	Height, mast lowered	h1 (mm)													2165
4.3	Free lift	h2 (mm)													145
4.4	Lift	h3 (mm)													3000
4.5	Height, mast extended	h4 (mm)													4145
4.7	Height of overhead guard (cabin)	h5 (mm)													2150(2230*)
4.20	Length to face of forks	l2 (mm)													2800
4.21	Overall width	b2 (mm)													1225
4.22	Fork dimensions	s/e/l (mm)													1070×122×50
4.31	Ground clearance, laden, below mast	m1 (mm)													130
4.32	Ground clearance, centre of wheelbase	m2 (mm)													165
4.35	Turning radius	Wa (mm)													2415
	*Min. right angle stacking aisle width (Add load length and clearance)*	mm													2900
5.1	Travel speed, laden/unladen	km/h	(-17.2)(-17.6) (-17.8)	(-17.9)(-18.4) (-18.3)	(-19.8)	(-19.8)	(-19.8)	(-17.9)(-18.4)(-18.3)	(-17.2)(-17.6)	(-17.2)(-17.6)	(-18.6)(-19)	-18.5	-18.5		
5.2	Lift speed, laden/unladen	m/s	0.430/-	0.385/-	0.480/-	0.480/-	0.480/-	0.385/-	0.430/-	0.430/-	0.430/-	0.440/-	0.440/-		
5.3	Lowering speed, laden/unladen	m/s	0.500/-	0.500/-	0.500/-	0.500/-	0.500/-	0.500/-	0.500/-	0.500/-	0.500/-	0.500/-	0.500/-		
5.5	Drawbar pull, laden/unladen	N	(21000/-)(20500/-) (19900/-)	(19800/-)(19300/-) (18700/-)	(22000/-)	(22000/-)	(22000/-)	(19800/-)(19300/-)(18700/-)	(21000/-) (20500/-)	(21000/-) (20500/-)	(20800/-)(20300/-) (19900/-)	20500/-	20500/-		
5.7	Gradeability, laden/unladen*	%	(24/-)(23/-)(22/-)	(22/-)(22/-)(21/-)	(25/-)	(25/-)	(25/-)	(22/-)(22/-)(21/-)	(24/-)(23/-)	(23/-)(22/-)	(24/-)(23/-)(22/-)	20/-	23/-		
7.1	Engine manufacturer/type	YANMAR/4TNE98 GCT(NISSAN)/GK25LPG GCT(NISSAN)/GK25LPG GCT GK25LPG EPA/ CARB CERT GCT GK25LPG NON-CERT GCT GK25LPG EU StageV													
7.2	Engine power according to DIN ISO 1585	kw	42.1	35	45.8	43.4	43.4	38	36.5	35.3	34.6	37.4	44.8		
7.3	Rated speed	min	2300	2400	2700	2700	2700	2400	2500	2250	2400	2400	2400		
7.4	Number of cylinders/displacement	(-)(cm <sup>3</sup> )	4/3319	4/2488	4/2488	4/2488	4/2488	4/2800	4/3331	4/3054	4/2615	3/2230			
7.10	Battery voltage/nominal capacity	V/Ah	12/90	12/60	12/60	12/60	12/60	12/60	12/90	12/90	12/90	12/90			
	Rated torque	Nm/min	196/1700	170/1600	187/1600	183.5/1600	188/1600	185/1700	186/1500	165/1700	191~208.5/1500	171.5/1500	210/1600-1800		
	Bore × stroke	mm	98×110	89×100	89×100	89×100	89×100	89×100	94×100	94×110	87×110	94×107			
	Transmissions Manufacturer	HANGCHA/OKAMURA/MS HANGCHA OKAMURA HANGCHA/OKAMURA HANGCHA/OKAMURA/MS HANGCHA/OKAMURA HANGCHA/OKAMURA/MS HANGCHA													
	Transmissions Type	Powershift													
	Stage FWD/RVS	1/1													
10.1	Operating pressure for attachments	bar	175												
10.4	Fuel tank capacity	liter	40	70	40	40	40	40	70	70	70	70	70		

Note: \*With suspension seat or cabin  
\* As a calculated value  
MS transmission with wet brake

